

AI SMARTCUTS

Quick and Easy **Website** **Setup** with Gamma

Learn how to create a professional website quickly with Gamma.app, perfect for beginners.

Build Your Website Quickly with Gamma

Gamma.app offers an intuitive and efficient way to create professional websites quickly. This smartcut is perfect for beginners and provides a step-by-step guide to help you launch your online presence without any coding knowledge. Learn how to use Gamma.app's features to design and publish your site in no time.

By following this smartcut, you will understand how to navigate Gamma.app's interface, choose templates, customize your website, and publish it. With easy-to-follow instructions and tips, you'll be able to create a stunning website that meets your needs. Transform your ideas into a functional website effortlessly with Gamma.app.

Setting Up The Baseline

1

Sign Up on Gamma.app: Create an account on Gamma.app to start building your website.

2

Choose a Template: Select a website template that suits your business needs.

3

Customize Your Design: Use Gamma's tools to personalize your website's layout and content.

Generate a Prompt with ChatGPT

{1} Think about what you want your website to convey and prepare a concise, descriptive prompt for your site.

{2} Use ChatGPT to refine your website prompt. For example, ask ChatGPT: "Can you help me craft a compelling one-line prompt that I can use on Gamma.app for a website about a filming studio in Los Angeles?"



Can you help me craft a compelling one-line prompt that I can use on Gamma.app for a website about a filming studio in Los Angeles?



Sure, here's a one-line prompt you can use on Gamma.app for a website about a filming studio in Los Angeles:

"Create a sleek and modern website for a top-tier filming studio in Los Angeles, showcasing facilities, services, and client testimonials."



Treat AI-generated content as a starting point. Review, provide feedback, and iterate for more refined results



Create a Website Using Gamma

{ 3 } If you're a new user, sign up by providing your email and creating a password. If you already have an account, simply log in.

{ 4 } Once logged in, you'll find yourself on the Gamma dashboard.

{ 5 } Look for a feature or section labeled "Generate". This is typically easy to find and prominently displayed.

A new medium for presenting ideas.

Powered by AI.

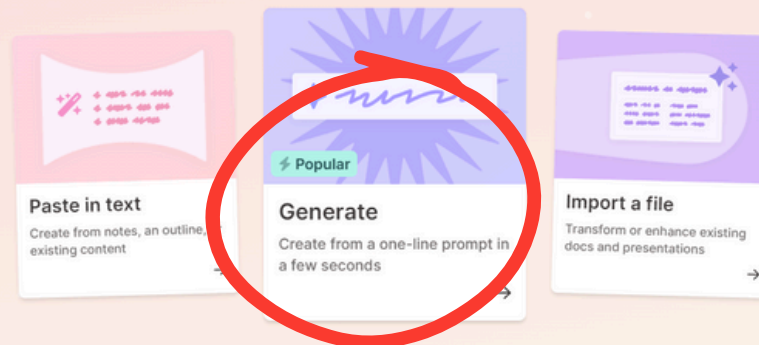
Beautiful presentations, documents, and websites. No design or coding skills required.

Sign up for free



Create with AI

How would you like to get started?



ChiefAIOfficer.com

get these [/prompts](#)

Enter your Website Prompt

{ 6 } Type in a clear, concise description of the website you want to create. For example, "A website about a filming studio in Los Angeles".

Generate

What would you like to create today?


Presentation


Website


Document

8 cards ▾

 English (US) ▾

Create a sleek and modern website for a top-tier filming studio in Los Angeles, showcasing facilities, services, and client testimonials.

✦ Generate outline



Even though the platform is designed for speed, don't rush. Take your time to think about your design choices.



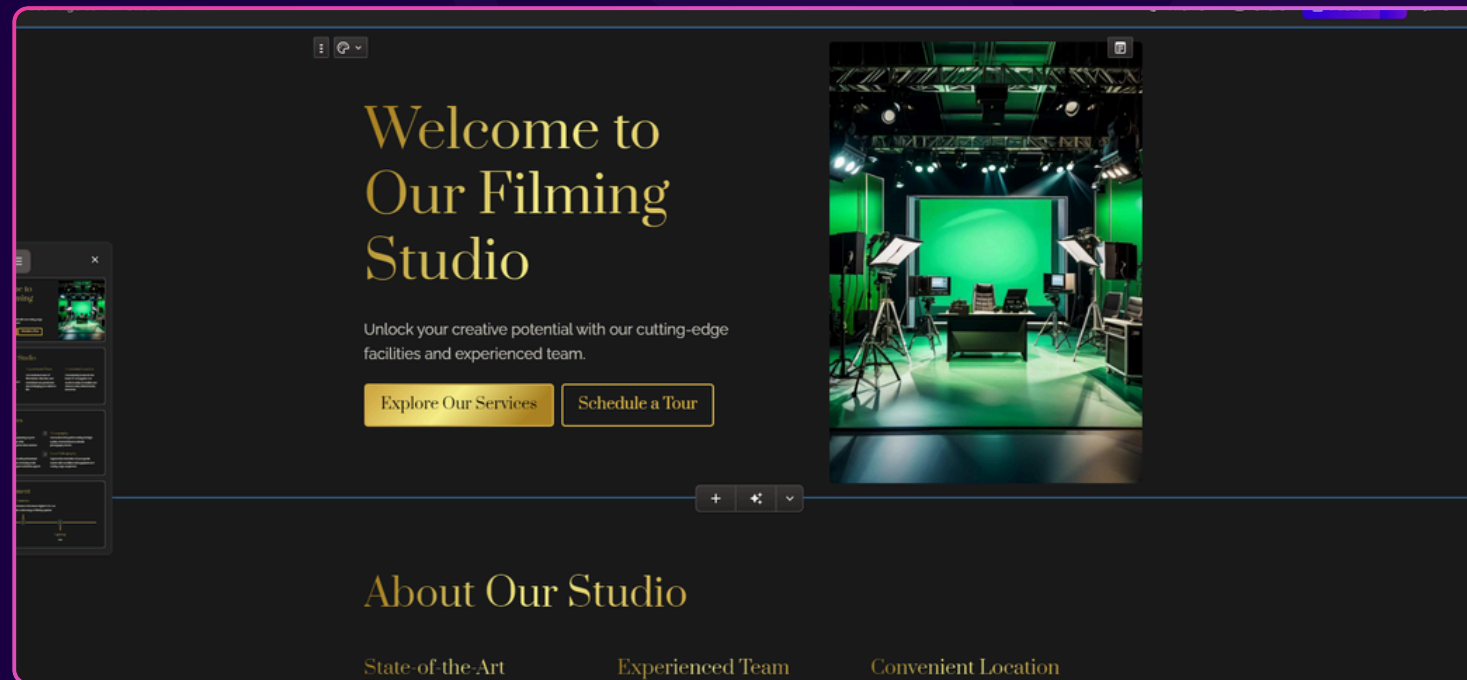
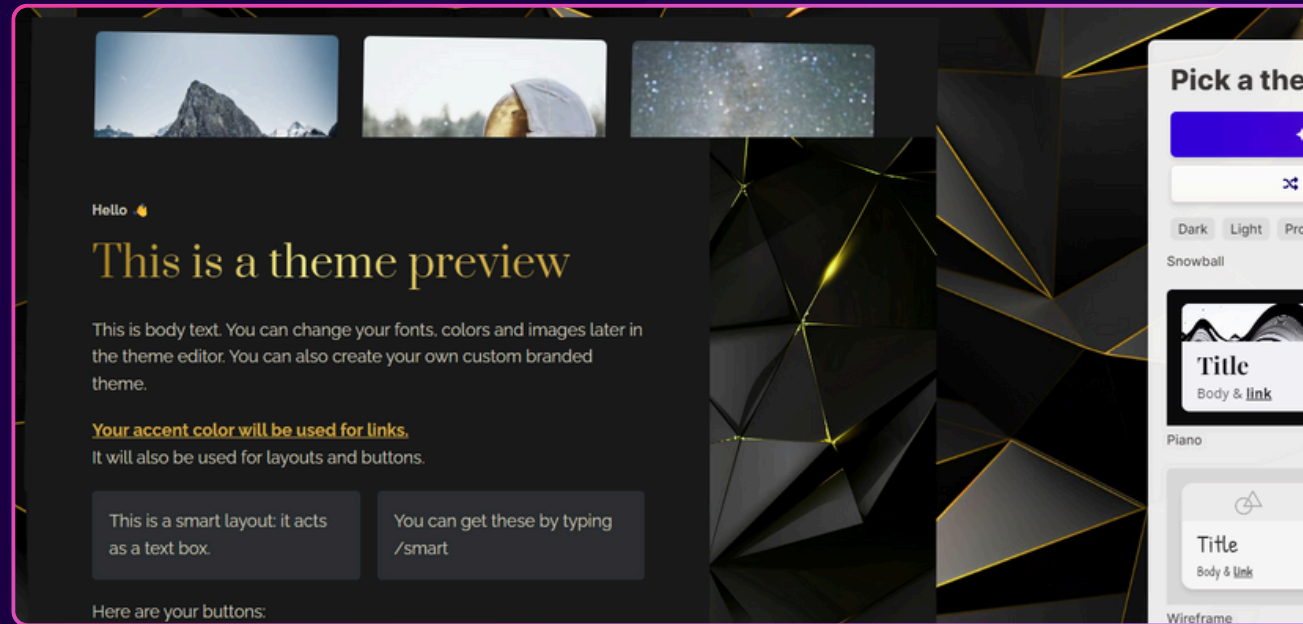
ChiefAIOfficer.com

● ● ● ● [get these /prompts](#)

Choose a Template

{ 7 } Before the site is generated, you'll have the option to choose a template that fits the style and theme of your website. This template will provide the basic design structure for your pages.

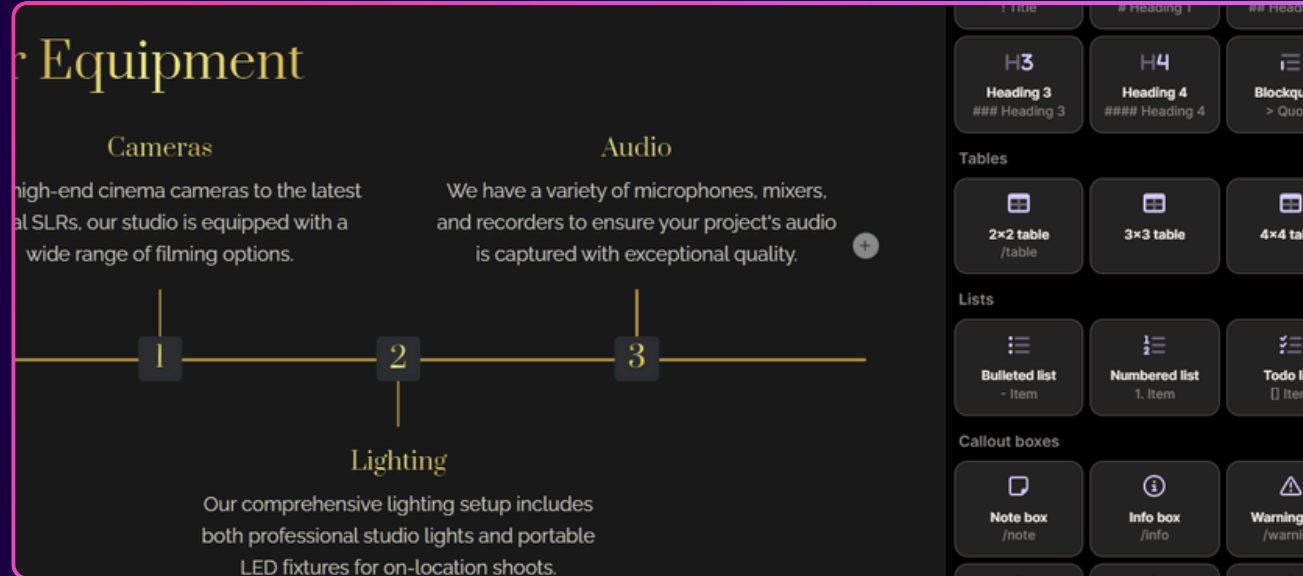
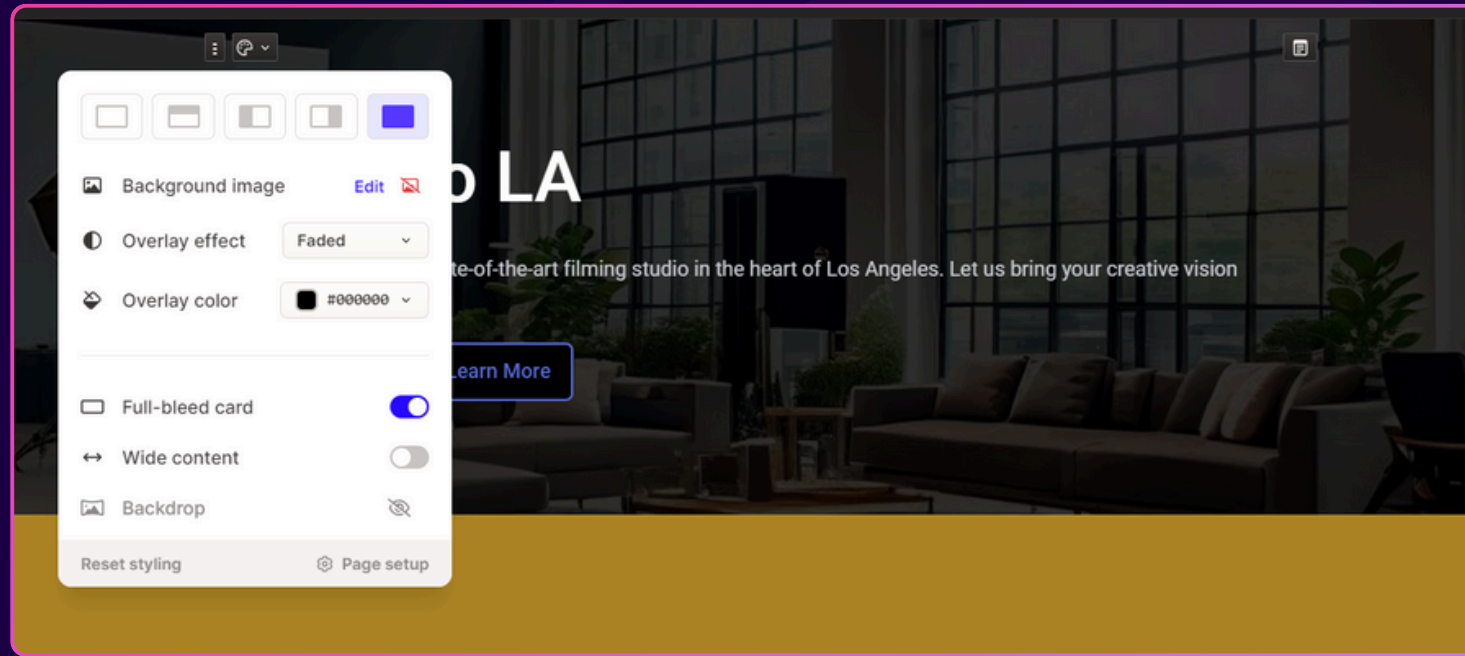
{ 8 } Gamma will quickly generate a basic website structure based on your prompt and selected template.



Customize your Website

{ 9 } Edit the text, add images, and adjust the content to better reflect your specific needs or services.

{ 10 } Use the provided tools to change colors, fonts, and layout to match your brand or preference.

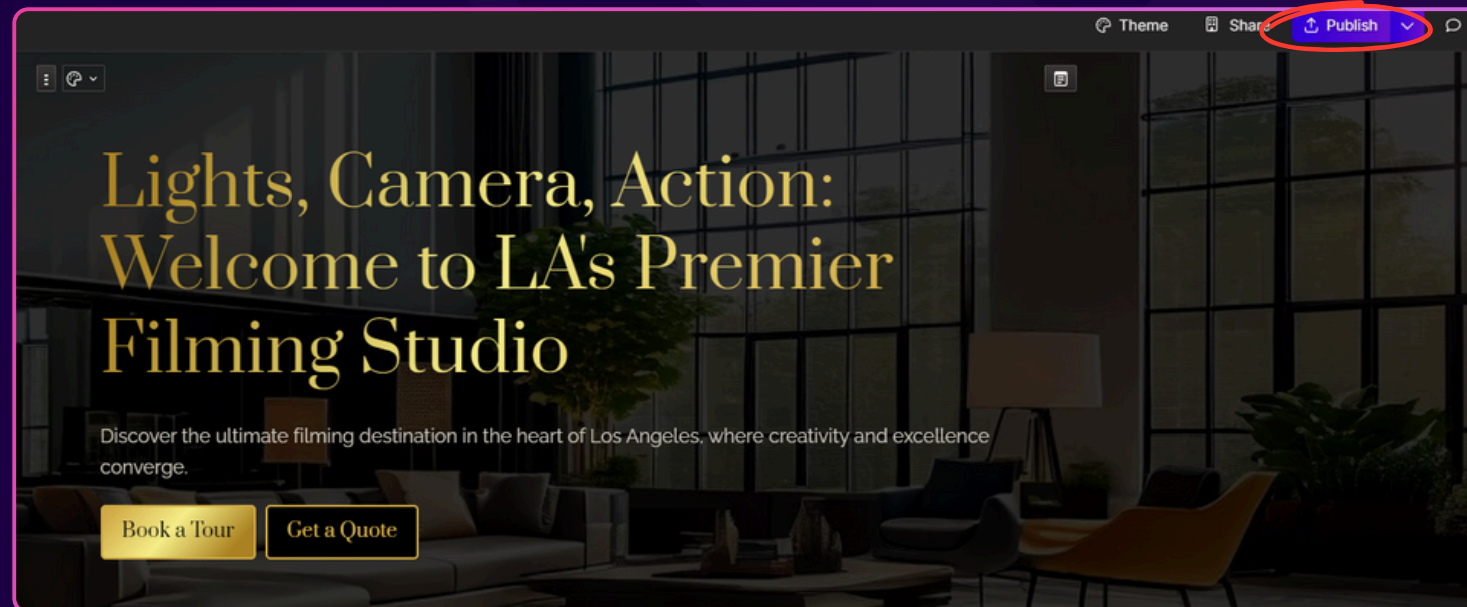
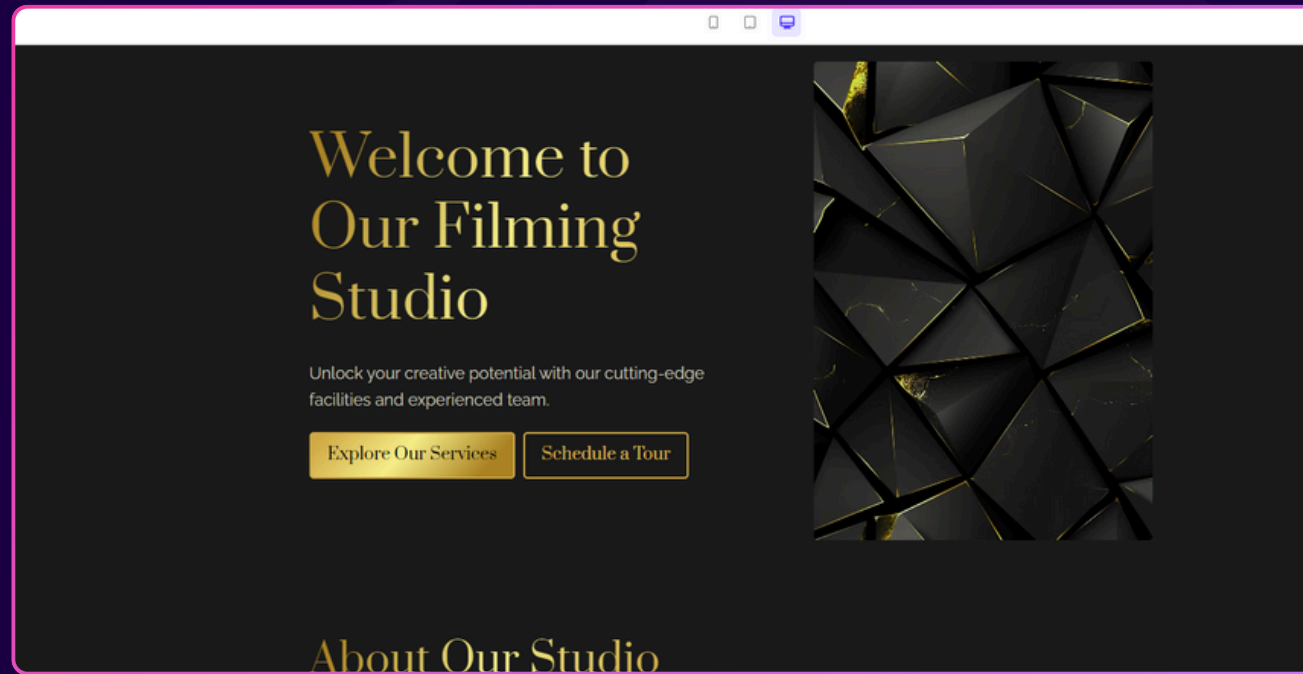


Preview and Publish

{11} Utilize the preview feature to see how your website looks in real-time.

{12} If something isn't quite right, go back and make adjustments. You can edit text, swap out images, and rearrange elements until you're satisfied.

{13} Once you are happy with your website, look for the "Publish" button. This might be at the top or bottom of the interface.



Frequently Asked Questions



What kind of prompts work best with Gamma.app?

Effective prompts are clear and specific. For example, "A professional portfolio site for a graphic designer with a gallery and contact form" gives Gamma the right details to build your site.



Can I use my own domain with Gamma.app created websites?

Yes, Gamma.app allows you to connect your own domain. After creating your website, you can configure the settings to add your custom domain.



Is there any cost to using Gamma.app?

Gamma offers both free and paid plans. The free version might be limited in features, so if you need more advanced capabilities, a paid plan could be necessary.



How long does it take to generate a website after entering the prompt?

The website generation is almost instantaneous. However, the time you spend customizing the template and layout will vary based on your specific needs.

Continue Exploring

Additional resources including all the prompts used within this **Smartcut**.



ChiefAIOfficer.com

ACCESS PROMPTS

AI Upskilling For Your Organization

LEARN MORE

 [martcuts.io /prompt /business](https://martcuts.io/prompt/business) ● ● ● ●